

# File Provided Natively

(FY22-10) Close Deck - Amy 5.17.pptx

\\20220519\_SharepointSites 02\_Export\SharePoint\Fin\_Gaming\_ROB\Close\FY22\10-April




# Gaming Review


## April Results

By having access to these slides, you may have material inside information about Microsoft. It is your responsibility to read the insider trading policies and contact [tradings@microsoft.com](mailto:tradings@microsoft.com) if you have any questions about Microsoft's insider trading policies. Please review the [General Insider Trading Policy](#). Also, you must not disclose this information to any third party.











































# Q3 Console Market Size / Share


**Gen 9 Core Consoles:**

- YTD Share vs PS5 is [REDACTED]
- Lifetime Share vs PS5 is [REDACTED]

- 1 • [REDACTED]
- 2 • [REDACTED]
- 3 • [REDACTED]

**Total Console Market:**

- 4 • [REDACTED]
- 5 • [REDACTED]



QTD Console Market Share & Size

*Market Size / Share*

Xbox Series S|X  
PS5

**Core Gen 9 Market**

Microsoft  
Sony  
Nintendo

**Console Market**




\*\*\*Nintendo Switch and Gen 8 included in Total Console Market\*\*\*

\*\*\*Gen 9 Market Only - Switch and Gen 8 NOT included\*\*\*


[REDACTED]


[REDACTED]




[REDACTED]

[REDACTED]













[REDACTED]

[REDACTED]
















[REDACTED]

[REDACTED]










# Appendix





























[REDACTED]

[REDACTED]







[REDACTED]

[REDACTED]



